


# 150 mm corner bracket



### Description

Shaped pressed steel corner bracket, 220x220 mm long and 3 mm thick, with holes for hinge connection positioned 150 mm from the corner. The special shape of the inner face of the bracket ensures excellent attachment to the shutter. Right or left-handed versions available.

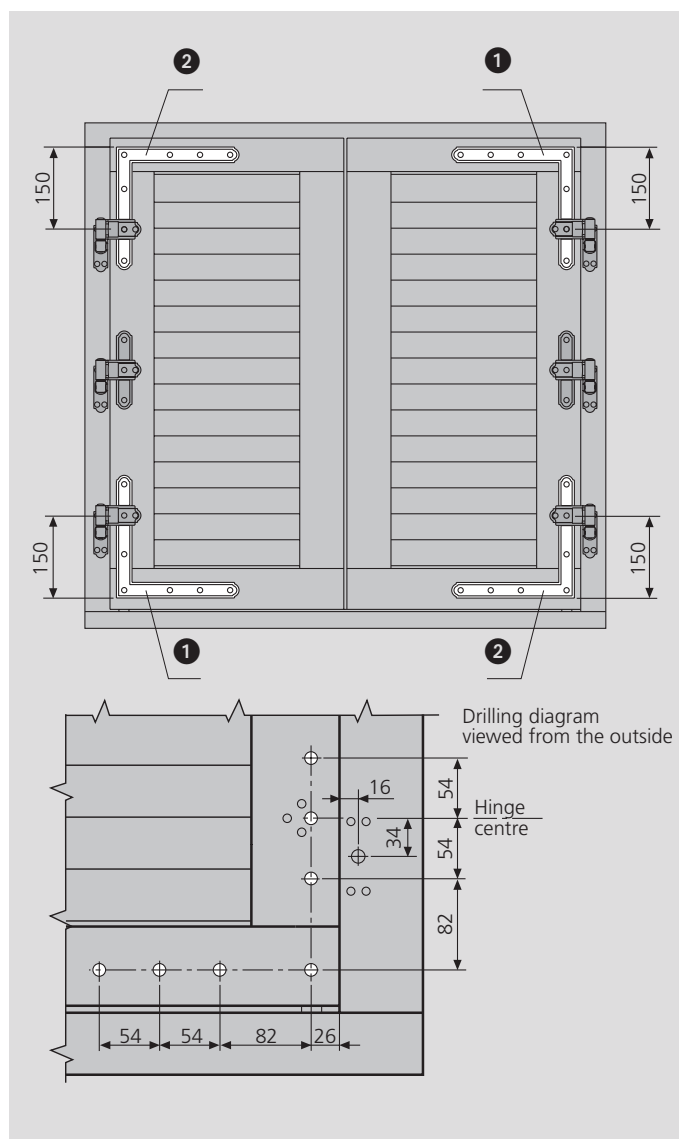
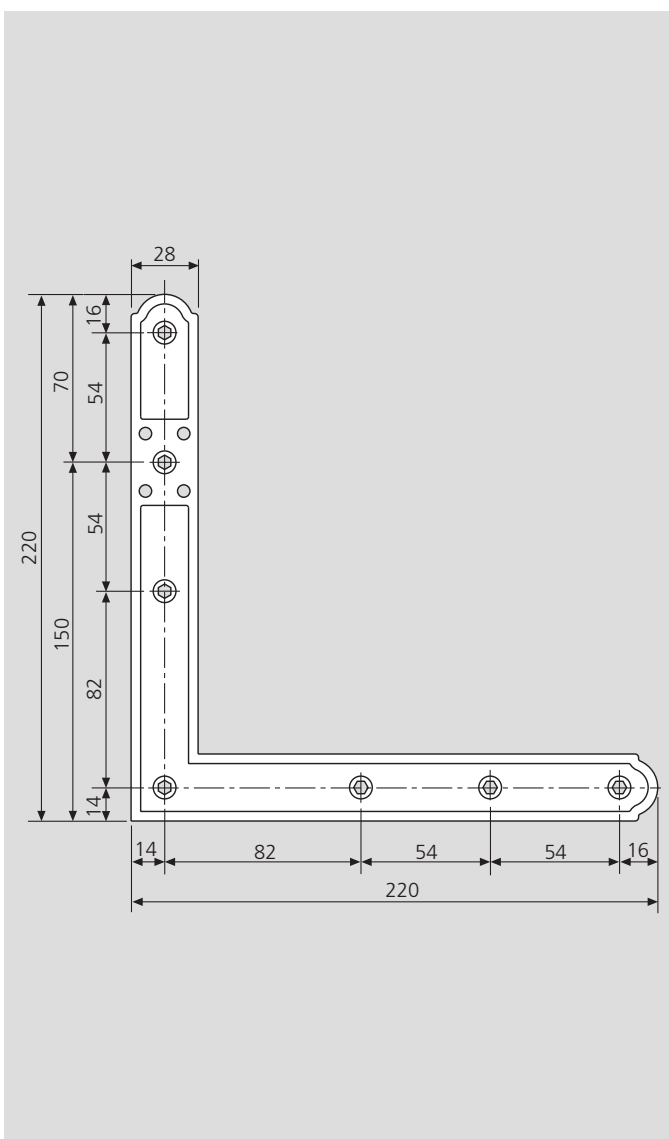
### Application

Used to reinforce the joint between the shutter stiles and rails on the hinge side. Specially suitable for blinds where adequate system steadiness might not be guaranteed by the use of hinges that are fixed to the stile only. To be used in combination with the supports

for adjustable hinges, or attach directly to fixed and coplanar Abaco hinges.

### Mounting

Couple the corner bracket with the relative support or hinge and fasten the whole following the instructions provided in the technical specifications for these components. Then secure the bracket with six additional screws. We recommend the use of theft-proof screws as they ensure greater system steadiness and security. Alternatively, you can use 4.5x30 mm screws with thread suitable for the shutter material, or rivets (for PVCu or aluminium systems only).



### Order specifications

Ref.	Type	Black finish	Bichromated finish
		Code	Code
1	Upper r.-h. / lower l.-h.	H00919.02.93	H00919.02.04
2	Upper l.-h. / lower r.-h.	H00919.01.93	H00919.01.04